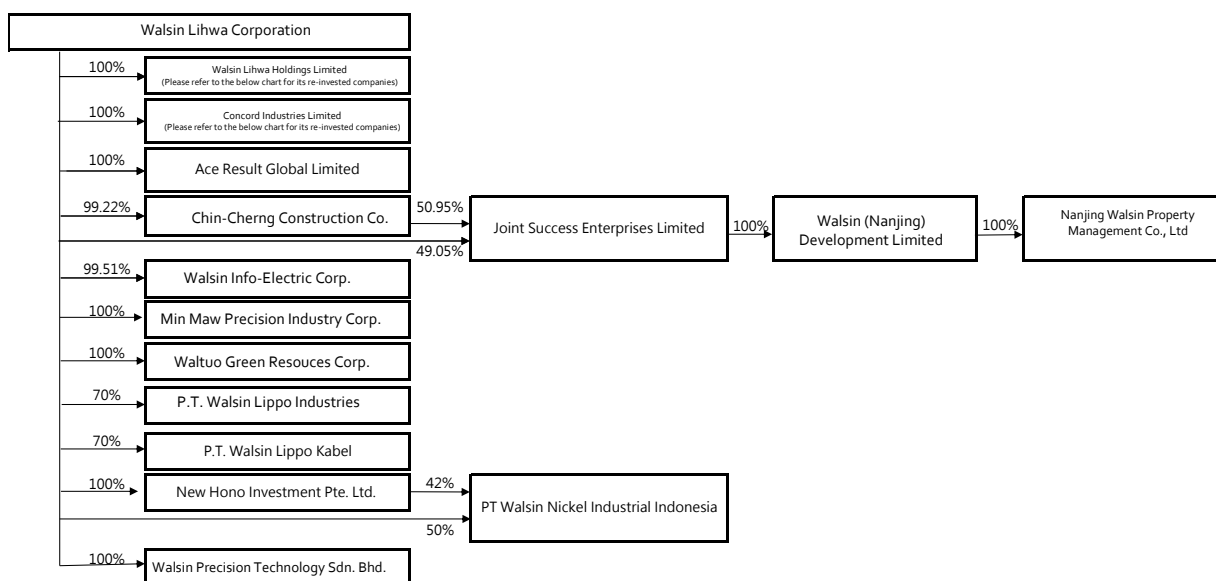


## VIII. Special Disclosures

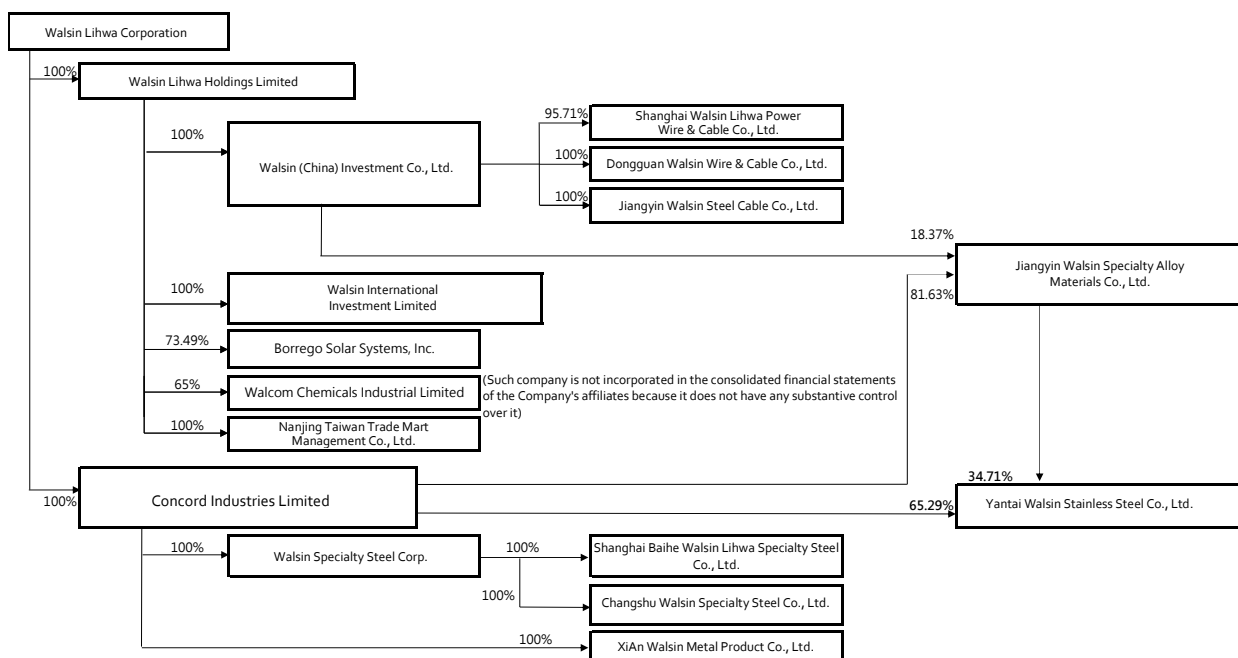
### 1. Summary of Affiliates Companies

#### (1) Affiliates

##### 1. Affiliated Organization Chart of Walsin Lihwa Corporation (as of 2021/12/31)



##### 2. Affiliated Organization Chart of Walsin Lihwa Holdings Limited and Concord Industries Limited (as of 2021/12/31)



## (2) Background Information of the Affiliated Companies

Unit: 1,000 NTD/USD/RMB/HKD

Entity	Date of Incorporation	Address	Capital	Main Operation or Business Items
Walsin Lihwa Holdings Limited	1992/07/15	Vistra Corporate Services Centre Wickhams Cay II, Road Town, Tortola, VG1110 British Virgin Islands	USD 473,730	Investment holding.
Walsin (China) Investment Co., Ltd.	1995/11/02	Rm. 2804, 28th Floor, Shanghai Mart Tower, No. 2299, Yanan Road (West), Shanghai, China	USD 78,600	Investment holding.
Shanghai Walsin Lihwa Power Wire & Cable Co., Ltd.	1995/03/21	No. 1128 Liuxiang Road, Nanxiang Town, Jiading, Shanghai	USD 15,627	Cables and wires.
Dongguan Walsin Wire & Cable Co., Ltd.	2000/01/26	No. 680, Meijing West Road, Dalang Town, Dongguan, Guangdong	USD 26,000	Bare copper cables and wires.
Jiangyin Walsin Steel Cable Co., Ltd.	1992/12/16	No. 679 Binjiang Road (West), Binjiang Economic & Technology Development Zone, Jiangyin, Jiangsu	USD 20,000	Steel stranded wire, steel wire, and galvanized steel wire.
Walsin International Investments Limited	1993/12/02	Room 1102, Level 11, Lee Garden One, 33 Hysan Avenue, Causeway Bay, Hong Kong	HKD 4,653,371	Investments.
Borrego Solar Systems, Inc.	2002/03/01	6210 Lake Shore Drive San Diego, CA 92119, USA	USD 16,651	Solar panel power system assembly.
Walcom Chemicals Industrial Limited	1988/12/29	Unit 714, 7/F, Miramar Tower, 1-23 Kimberley Road, Tsimshatsui, Kowloon, Hong Kong	HKD 500	Commerce.
Nanjing Taiwan Trade Mart Management Co., Ltd.	2010/04/14	No. 230 Hexi street, Nanjing	USD 1,000	Enterprise management, property management, marketing planning, consultation on various types of advertising information; leasing of market facilities and management of market operations; import and export of electronics, machinery, agricultural and by-products, textiles and handicrafts; commission agency (except auction).
Concord Industries Limited	1992/08/25	Vistra Corporate Services Centre Wickhams Cay II, Road Town, Tortola, VG1110 British Virgin Islands	USD 317,505	Investment holding.
Walsin Specialty Steel Corp.	1997/08/07	Vistra Corporate Services Centre Wickhams Cay II, Road Town, Tortola, VG1110 British Virgin Islands	USD 101,400	Commerce and Investments.
Shanghai Baihe Walsin Lihwa Specialty Steel Co., Ltd.	1997/08/08	No. 2402, Waiqingsong Road, Baihe Town, Qing Pu Zone, Shanghai	USD 17,000	Manufacture of stainless steel flanges and fittings, elbows, tees and all kinds of joints, valve fittings, fixed-edge bars, precision straight bars, wire and tube products.
Changshu Walsin Specialty Steel Co., Ltd.	1997/12/24	Haiyu Town, Changshu City, Jiangsu Province (Mailing address : No. 2, Hai Yang Road ,Haiyu Town, Changshu City, Jiangsu Province)	USD 97,000	Manufacture and sale of special steel pipes, rods, wires, stainless steel pipes, building and household hardware and heating equipment.
Yantai Huanghai Iron and Steel Co., Ltd.	2007/03/19	No. 2 Wuzhishan Road. ETZD Yantai City, Shantung Province,	USD 335,065	It develops and produces new alloy materials, carbon steels, alloy steels, stainless steels, steel billets, various types of steel and iron and steel products and sells its own products; engages in the wholesale business of new alloy materials, carbon steels, alloy steels, stainless steels, steel billets, various types of steel and iron and steel products; engages in the import and export of steel

Entity	Date of Incorporation	Address	Capital	Main Operation or Business Items
				and iron products and related technologies. It also engages in recycling and wholesale of used and waste materials.
Jiangyin Walsin Specialty Alloy Materials Co., Ltd.	2005/03/10	No. 677, Binjiang West Road, Jiangyin City, Jiangsu	USD 49,000	Cold-rolled stainless steel and flat-rolled products.
Walsin Precision Technology Sdn. Bhd.	2000/03/15	2115-1, Kawasan Perindustrian air Keroh, Fasa IV, Air Keroh, 75450 Melaka, Malaysia	USD 8,470	Stainless steel.
XiAn Walsin Metal Product Co., Ltd.	2008/06/20	Room 105, 1 floor, block A, long Qi science and Technology Park, No. 29 Jinye Road, Xi'an new and high tech Zone, Shaanxi	USD 55,350	Production and sale of medium and heavy specialized stainless steel plates; sale of its own products.
Ace Result Global Limited	2014/10/08	Vistra Corporate Services Centre Wickhams Cay II, Road Town, Tortola, VG1110 British Virgin Islands	USD 44,739	Investment holding.
Chin-Cherng Construction Co.	1973/06/28	5th Floor, 192 Jingye 1st Road, Jhongshan District, Taipei 104, Taiwan, R.O.C.	NTD 5,820,994	Investment in and construction of national housing, sale of commercial buildings, rental design and interior renovation.
Joint Success Enterprises Limited	2004/01/08	Vistra Corporate Services Centre Wickhams Cay II, Road Town, Tortola, VG1110 British Virgin Islands	USD 73,520	Investments.
Walsin (Nanjing) Construction Limited	2005/08/09	No. 236 Jiangdong Road, Jianye District, Nanjing, Jiangsu Province	USD 50,000	Real estate development, sales, leasing, after-sales service, and property management; hotel and serviced apartments management and consulting, and retail sales and food service management consulting.
Nanjing Walsin Property Management Co., Ltd.	2013/01/30	No. 230, Hexi Avenue, Jianye Zone, Nanjing, Jiangsu	RMB 1,000	Property management, car park management services, corporate marketing planning, management consulting, self-owned house rental, building installation, decoration projects, landscaping design, construction, etc
Walsin Info-Electric Corp.	1995/6/21	25F., No. 1, Songzhi Rd., Xinyi Dist., Taipei City, Taiwan	NTD 96,000	Solar engineering, mechanical and electrical engineering, and power engineering.
Min Maw Precision Industry Corp.	1980/10/17	25F., No. 1, Songzhi Rd., Xinyi Dist., Taipei City, Taiwan	NTD 299,958	Solar power.
Waltuo Green Resources Corporation	2018/06/06	No. 47, Bade Rd., Yanshui Dist., Tainan City 737, Taiwan	NTD 10,000	Waste removal, resource recycling and cement, soil blending and related businesses.
P.T Walsin Lippo Industries	1991/04/29	Jl. MH. Thamrin Blok A1-1, Delta Silicon Industrial Park, Lippo Cikarang, Bekasi 17550, Indonesia	USD 15,000	Steel wires.
P.T. Walsin Lippo Kabel	1997/12/29	Jl. Jati 3 Blok J7/5, Newton Techno Park, Serang, Cikarang Selatan, Bekasi, Jawa Barat 17550	USD 1,500	Power cables.
PT Walsin Nickel Industrial Indonesia	2019/12/19	Gedung IMIP, Jalan Batu Mulia 8, RT. 007 RW. 007, Meruya Utara Kembangan, Kota Adm. Jakarta Barat DKI Jakarta 11620, Indonesia	USD 100,000	Non-ferrous base metal (nickel pig iron) manufacturing and power plant.
New Hono Investment Pte. Ltd.	2019/12/03	5001 Beach Road #07-37 Golden Mile Complex Singapore (199588)	USD 42,000	Investment holding.

(3) Presumed to have control and affiliation Common Shareholders Information: Not applicable

(4) The main Industries of affiliated companies:

1. Wire and cable industry
2. Stainless steel industry
3. Business real estate
4. General investment industry

Above table include the main operation or business items of each affiliated company.

The division of work of affiliated companies:

Each line of business affiliates operate independently, partially some affiliates have the purchases, sales, engineering contracting trading and marketing agency services and other projects with each other.

(5) Directors, Supervisors, and Presidents of the Affiliated Companies (as of 2021.12.31)

No. of Share: Share/1000 USD/ 1000RMB

Entity	Title	Name of the Representation	Shareholding(contribution)	
			Shares	Holding
Walsin Lihwa Holdings Limited	Director	Representative of Walsin Lihwa Corporation: Yu-Lon Chiao, Patricia Chiao, Sophi Pan	473,730,393	100.00%
Walsin (China) Investment Co., Ltd.	Chairman	Jian-Hua Cao	USD 0	0.00%
	General manager	Fred Pan	USD 0	0.00%
	Director	Representative of Walsin Lihwa Holdings Limited: Jian-Hua Cao, C.C. Chen, Fred Pan	USD 78,600	100.00%
	Supervisor	Representative of Walsin Lihwa Holdings Limited: Richard Wu	USD 78,600	100.00%
Shanghai Walsin Lihwa Power Wire & Cable Co., Ltd.	Chairman	Witty Liao	USD 0	0.00%
	Vice Chairman	Cheng Hang	USD 0	0.00%
	General manager	Jen-Chan Huang	USD 0	0.00%
	Director	Representative of Shanghai Nanxiang Development Zone Industrial Co. Ltd. : Hang Cheng, Chi-Ming Chou	USD 671	4.29%
	Director	Representative of Walsin (China) Investment Co., Ltd.: Witty Liao, Jin-Renn Leu, Wei-Chih Hu, Allen Yang, Jen-Chan Huang	USD 14,956	95.71%
	Supervisor	Representative of Walsin (China) Investment Co., Ltd.: Richard Wu	USD 14,956	95.71%
Dongguan Walsin Wire & Cable Co., Ltd.	Chairman	Witty Liao	USD 0	0.00%
	General manager	Chang-Ming Wu	USD 0	0.00%
	Director	Representative of Walsin (China) Investment Co., Ltd.: Witty Liao, Chang-Ming Wu, Kiwi Lan	USD 26,000	100.00%
	Supervisor	Representative of Walsin (China) Investment Co., Ltd.: Richard Wu	USD 26,000	100.00%
Jiangyin Walsin Steel Cable Co., Limited (JHS)	Chairman	Witty Liao	USD 0	0.00%
	Vice Chairman	Lu Lu	USD 0	0.00%
	Director	Representative of Walsin (China) Investment Co., Ltd.: Witty Liao, Jen-Chan Huang, Sherry Ho	USD 20,000	100.00%
	Supervisor	Representative of Walsin (China) Investment Co., Ltd.: Richard Wu	USD 20,000	100.00%
Walsin International Investments Limited	Director	Representative of Walsin Lihwa Holdings Limited: C.C. Chen, Fred Pan	4,653,371,702	100.00%
	President	Tzu-Yi Chiao	0	0.00%
Borrego Solar Systems, Inc.	Director	Representative of Walsin Lihwa Holdings Limited: Yu-Lon Chiao, Justin Wong, Sophi Pan	1,460,458	73.49%
	Director	Aaron Stephen Hall	154,774	7.79%
	Director	Michael Adam Hall	92,587	4.66%
	CEO	Michael Adam Hall	92,587	4.66%

Entity	Title	Name of the Representation	Shareholding(contribution)	
			Shares	Holding
Walcom Chemicals Industrial Limited	Director	Hao Chi	174,999	35.00%
	Director	Qi-Ying Liang	1	0.00%
	Director	Yong-Taig Chen	0	0.00%
Nanjing Taiwan Trade Mart Management Co., Ltd.	Chairman	Tzu-Yi Chiao	USD 0	0.00%
	General manager	Min Zhou	USD 0	0.00%
	Director	Representative of Walsin Lihwa Holdings Limited: Tzu-Yi Chiao, Xue-Wu Wu, Min Zhou	USD 1,000	100.00%
	Supervisor	Representative of Walsin Lihwa Holdings Limited: Richard Wu	USD 1,000	100.00%
Concord Industries Limited	Director	Representative of Walsin Lihwa Corporation: Yu-Lon Chiao, Patricia Chiao, Sophie Pan	317,505,180	100.00%
Walsin Specialty Steel Corp.	Director	Representative of Walsin Lihwa Corporation: Yu-Lon Chiao, Patricia Chiao, David Wen	101,400,000	100.00%
Shanghai Baihe Walsin Lihwa Specialty Steel Co., Ltd.	Chairman	C.C. Chen	USD 0	0.00%
	General manager	Hornng-Sheng Sheu	USD 0	0.00%
	Director	Representative of Walsin Specialty Steel Corp.: C.C. Chen, Tain-Rong Chen, Allen Yang	USD 17,000	100.00%
	Supervisor	Representative of Walsin Specialty Steel Corp: Nora Lin	USD 17,000	100.00%
Changshu Walsin Specialty Steel Co., Ltd.	Chairman	Witty Liao	USD 0	0.00%
	General manager	Pei-Yuan Sun	USD 0	0.00%
	Director	Representative of Walsin Specialty Steel Corp: Witty Liao, Pei-Yuan Sun, Sherry Ho	USD 97,000	100.00%
	Supervisor	Representative of Walsin Specialty Steel Corp: Richard Wu	USD 97,000	100.00%
Yantai Walsin Stainless Steel Co., Ltd.	Chairman	Witty Liao	USD 0	0.00%
	General manager	Nora Lin	USD 0	0.00%
	Director	Representative of Jiangyin Walsin Specialty Alloy Materials Co., Ltd.: Witty Liao, Nora Lin	USD 116,313	34.71%
	Director	Representative of Concord Industries Limited: Allen Yang	USD 218,752	65.29%
	Supervisor	Representative of Jiangyin Walsin Specialty Alloy Materials Co., Ltd.: Richard Wu	USD 116,313	34.71%
Jiangyin Walsin Specialty Alloy Materials Co., Ltd.	Chairman	Kevin Niu	USD 0	0.00%
	General manager	Chao-Yang Cheng	USD 0	0.00%
	Director	Representatives of Concord Industries Limited/ Walsin (China) Investment Co., Ltd.: Kevin Niu, Allen Yang, Nora Lin	USD 49,000	100.00%
	Supervisor	Representative of Concord Industries Limited/ Walsin (China) Investment Co., Ltd.: Richard Wu	USD 49,000	100.00%
Walsin Precision Technology Sdn. Bhd	Chairman	Juei-Lung Chen	0	0.00%
	General manager	Pang Boon Wah	0	0.00%
	Director	Representatives of Walsin Lihwa Corporation: Juei-Lung Chen, Pang Boon Wah, Josh Chia, Goh Lay Hong	32,178,385	100.00%
XiAn Walsin Metal Product Co., Ltd.	Chairman	Nora Lin	USD 0	0.00%
	General manager	Nora Lin	USD 0	0.00%
	Director	Representative of Concord Industries Limited: Nora Lin, Lei Chen, Allen Yang	USD 55,350	100.00%
	Supervisor	Representative of Concord Industries Limited: Sophi Pan	USD 55,350	100.00%
Ace Result Global Limited	Director	Representative of Walsin Lihwa Corporation: David Wen, Sophi Pan	44,739,988	100.00%
Chin-Cherng Construction Co.	Chairman	Wu-Shung Hong	439,894	0.08%
	General manager	Fred Pan	0	0.00%
	Director	Representative of Walsin Lihwa Corporation: Yu-Cheng Chiao, Yu-Lon Chiao, Fred Pan, David Wen	577,583,403	99.22%
	Supervisor	Richard Wu	0	0.00%
Joint Success Enterprises Limited	Director	Representative of Chin-Cherng Construction Co.: Fred Pan, Sophi Pan, Patricia Chiao	37,461,816	50.95%

Entity	Title	Name of the Representation	Shareholding(contribution)	
			Shares	Holding
Walsin (Nanjing) Construction Limited	Chairman	Jian-Hua Cao	USD 0	0.00%
	Vice Chairman	Fred Pan	USD 0	0.00%
	President	Wei-Hsiung Wang	USD 0	0.00%
	Director	Representative of Joint Success Enterprises Limited: Jian-Hua Cao , Yu-Lon Chiao, Fred Pan	USD 50,000	100.00%
	Supervisor	Representative of Joint Success Enterprises Limited: Richard Wu	USD 50,000	100.00%
Nanjing Walsin Property Management Co., Ltd.	Nanjing Walsin Property Management Co., Ltd.	Tzu-Yi Chiao	RMB 0	0.00%
	General manager	Lin Chen	RMB 0	0.00%
	Director	Representative of Walsin (Nanjing) Construction Limited: Tzu-Yi Chiao, Fred Pan, Kiwi Lan	RMB 1,000	100.00%
	Supervisor	Representative of Walsin (Nanjing) Construction Limited: Richard Wu	RMB 1,000	100.00%
Walsin Info-Electric Corp.	Chairman	David Wen	0	0.00%
	General manager	Yu-Min Lin	0	0.00%
	Director	Representative of Walsin Lihwa Corporation: David Wen, C.C. Chen, Sherry Ho	9,491,461	98.87%
	Supervisor	Richard Wu	0	0.00%
Min Maw Precision Industry Corp.	Chairman	David Wen	0	0.00%
	General manager	David Wen	0	0.00%
	Director	Representative of Walsin Lihwa Corporation: David Wen, Sophi Pan, Allen Yang	29,995,859	100.00%
	Supervisor	Representative of Walsin Lihwa Corporation: Richard Wu	29,995,859	100.00%
Walton Advanced Engineering, Inc.	Chairman	David Wen	0	0.00%
	General manager	Kuo-Hui Chen	0	0.00%
	Director	Representative of Walsin Lihwa Corporation: David Wen, Kuo-Hui Chen, Allen Yang	1,000,000	100.00%
	Supervisor	Representative of Walsin Lihwa Corporation: Sophi Pan	1,000,000	100.00%
P.T. Walsin Lippo Industries	President Commissioner	Representative of P.T. Multi Prima Sejahtera, Tbk.; Rudy Nanggulangi	4,500	30.00%
	Vice President Commissioner	Representative of Walsin Lihwa Corporation: Yu-Lon Chiao	10,500	70.00%
	President Director	Representative of Walsin Lihwa Corporation: Kai-Dai Ou Yang	10,500	70.00%
	Vice President Director	Representative of P.T. Multi Prima Sejahtera, Tbk.; Hery Soegiarto	4,500	30.00%
	Director	Representative of Walsin Lihwa Corporation: Sophi Pan, David Karman, Ardinand Roynald P, Andre Kelsen, Foe	10,500	70.00%
P.T. Walsin Lippo Kabel	President Commissioner	Representative of P.T. Multi Prima Sejahtera, Tbk.; Rudy Nanggulangi	450,000	30.00%
	Vice President Commissioner	Representative of Walsin Lihwa Corporation: Yu-Lon Chiao	1,050,000	70.00%
	President Director	Representative of Walsin Lihwa Corporation: Kai-Dai Ou Yang	1,050,000	70.00%
	Vice President Director	Representative of P.T. Multi Prima Sejahtera, Tbk.; Hery Soegiarto	450,000	30.00%
	Director	Representative of Walsin Lihwa Corporation: Sophi Pan, David Karman, Ardinand Roynald P, Andre Kelsen, Foe	1,050,000	70.00%
New Hono Investment Pte. Ltd.	Director	Representatives of Walsin Lihwa Corporation: Josh Chia, Richard Wu, Oh Wei Kiat	42,000,000	100.00%
PT Walsin Nickel Industrial Indonesia	President Commissioner	Representative of Walsin Lihwa Corporation: Sherry Ho	500,000	50.00%

Entity	Title	Name of the Representation	Shareholding(contribution)	
			Shares	Holding
	Commissioner	Representative of Perlux Investment Pte. Ltd.: Hsiung-Feng Mei	80,000	8.00%
	President Director	Representative of Walsin Lihwa Corporation: Josh Chia	500,000	50.00%
	Director	Representative of Perlux Investment Pte. Ltd.: Chi-Chun Lin	80,000	8.00%
	Director	Representative of New Hono Investment Pte. Ltd.: Hueiping Lo	420,000	42.00%
	Director	Representative of Walsin Lihwa Corporation: C.C. Chen, Ardinand Roynald P.	500,000	50.00%

## (6) Operating Condition of the Affiliated Companies

Unit: NT\$ thousands

Entity	Capital Stock	Total Assets	Total Liabilities	Net Worth	Sales	Operating Income (loss)	Net Income (loss)	Earnings (Loss) Per Share (NT\$)	
Walsin Lihwa Corporation	34,313,329	164,679,979	58,796,455	105,883,524	97,789,648	10,197,929	14,642,629	4.27	
Walsin Lihwa Holdings Limited (Note 1)	13,112,846	35,179,575	7,145,587	28,033,988	41,140,523	1,173,695	1,081,312	N/A	
The Subsidiaries of Walsin Lihwa Holdings Limited	Walsin (China) Investment Co., Ltd.	2,175,648	20,115,791	15,664,381	4,451,410	33,762	(51,028)	217,722	N/A
	Shanghai Walsin Lihwa Power Wire & Cable Co., Ltd.	432,555	2,024,662	819,700	1,204,962	4,044,166	148,774	124,098	N/A
	Dongguan Walsin Wire & Cable Co., Ltd.	719,680	4,718,913	3,067,382	1,651,531	18,631,372	(78,550)	7,337	N/A
	Jiangyin Walsin Steel Cable Co., Limited	553,600	2,610,749	1,738,876	871,873	2,118,547	39,134	84,065	N/A
	Walsin International Investments Limited	16,514,817	18,322,449	15,934	18,306,515	0	(21,296)	222,439	N/A
	Borrego Solar Systems, Inc.	460,900	8,293,882	3,847,131	4,446,751	16,291,761	1,140,978	875,401	440.50
	Nanjing Taiwan Trade Mart Management Co., Ltd.	27,680	65,163	479,982	(414,819)	248,391	(4,257)	15,963	N/A
Walcom Chemicals Industrial Limited	1,775	1	68,701	(68,700)	0	(24)	(24)	N/A	
Concord Industries Limited (Note 2)	8,788,538	15,447,136	9,729,583	5,717,553	11,723,148	(86,478)	(162,677)	N/A	
The Subsidiaries of Concord Industries Limited	Jiangyin Walsin Specialty Alloy Materials Co., Ltd.	1,356,320	3,666,507	1,684,510	1,981,997	1,764,899	11,568	(1,462)	N/A
	Walsin Specialty Steel Corp	2,806,752	1,016,827	586	1,016,241	0	(52)	51,770	N/A
	Changshu Walsin Specialty Steel Co., Ltd.	2,684,960	3,389,899	2,689,397	700,502	2,602,281	12,505	39,607	N/A
	Shanghai Baihe Walsin Lihwa Specialty Steel Co., Ltd.	470,560	236,705	3,604	233,101	191	1,510	13,217	N/A
	Yantai Walsin Stainless Steel Co., Ltd.	9,274,599	9,454,273	4,749,209	4,705,064	9,456,352	(175,820)	(260,618)	N/A
XiAn Walsin Metal Product Co., Ltd.	1,532,088	169	767,006	(766,837)	0	(3,632)	(14,119)	N/A	
Chin-Cherng Construction Co. (Note 3)	5,820,994	19,348,311	7,872,440	11,475,871	988,639	(293,470)	(108,838)	(0.19)	
The Subsidiaries of Chin-Cherng Construction Co.	Joint Success Enterprises Limited	2,035,034	10,454,015	102,840	10,351,175	0	(1,241)	(237,201)	N/A
	Walsin (Nanjing) Development Limited	1,384,000	18,243,306	8,597,768	9,645,538	870,450	(287,451)	(234,792)	N/A
	Nanjing Walsin Property Management Co., Ltd.	4,342	37,763	42,991	(5,228)	95,061	(11,698)	(6,073)	N/A
Walsin Nanjing Culture and Arts Co., Ltd.	0	0	0	0	325	(1,245)	8,676	N/A	
Walsin Info-Electric Corp.	300,000	339,437	2,414	337,023	0	(8,207)	(4,767)	(0.16)	
Min Maw Precision Industry Corp.	299,959	823,004	457,301	365,703	65,380	40,335	31,059	1.04	
Waltuo Green Resources Corp.	10,000	22,238	3,034	19,204	19,401	12,714	10,366	10.37	
P.T. Walsin Lippo Industries	415,200	1,388,560	219,697	1,168,863	837,933	114,419	90,143	6,009.53	
Walsin Precision Technology Sdn. Bhd.	234,450	609,841	161,878	447,963	674,098	50,424	47,066	N/A	
Ace Result Global Limited	1,238,403	383,633	0	383,633	0	(52)	46,062	N/A	
P.T. Walsin Lippo Kabel	41,520	18,156	27	18,129	0	(1,013)	5,705	3.80	
New Hono Investment Pte. Ltd.	1,162,560	2,227,440	(277)	2,227,717	0	(57)	953,732	22.71	
PT Walsin Nickel Industrial Indonesia	2,768,000	14,285,952	8,982,907	5,303,045	7,251,575	2,655,930	2,598,802	2,598.80	

Note 1: The assets, liabilities and net income of Walsin Lihwa Holdings Limited include the subsidiaries'.

Note 2: The assets, liabilities and net income of Concord Industries Limited include the subsidiaries'.

Note 3: The assets, liabilities and net income of Chin-Cherng Construction Co. include the subsidiaries'.


Note 4: Earnings (loss) per share is calculated by dividing the net income attributable to the parent company by the weighted-average number of shares outstanding for the year.

Note 5: The currency exchange rate was as follows:

2021/12/31 US\$/NT\$=1: 27.680 ( exchange rate for profit/loss entries: US\$/NT\$=1: 27.976 )

2021/12/31 RMB/NT\$=1: 4.34161 ( exchange rate for profit/loss entries: RMB/NT\$=1: 4.33908 )



- 
2. **Progress of private placement of securities during the latest year and up to the date of annual report publication: None**
  3. **The subsidiaries' shareholding or disposal of the company's shares during the latest year and up to the date of annual report publication: None**
  4. **Other supplemental information: None**
  5. **Corporate events with material impact on shareholders' equity or stock prices set forth in Subparagraph 2, Paragraph 2, Article 36 of the Securities and Exchange Act during the most recent year and up to the annual report publication date: None.**